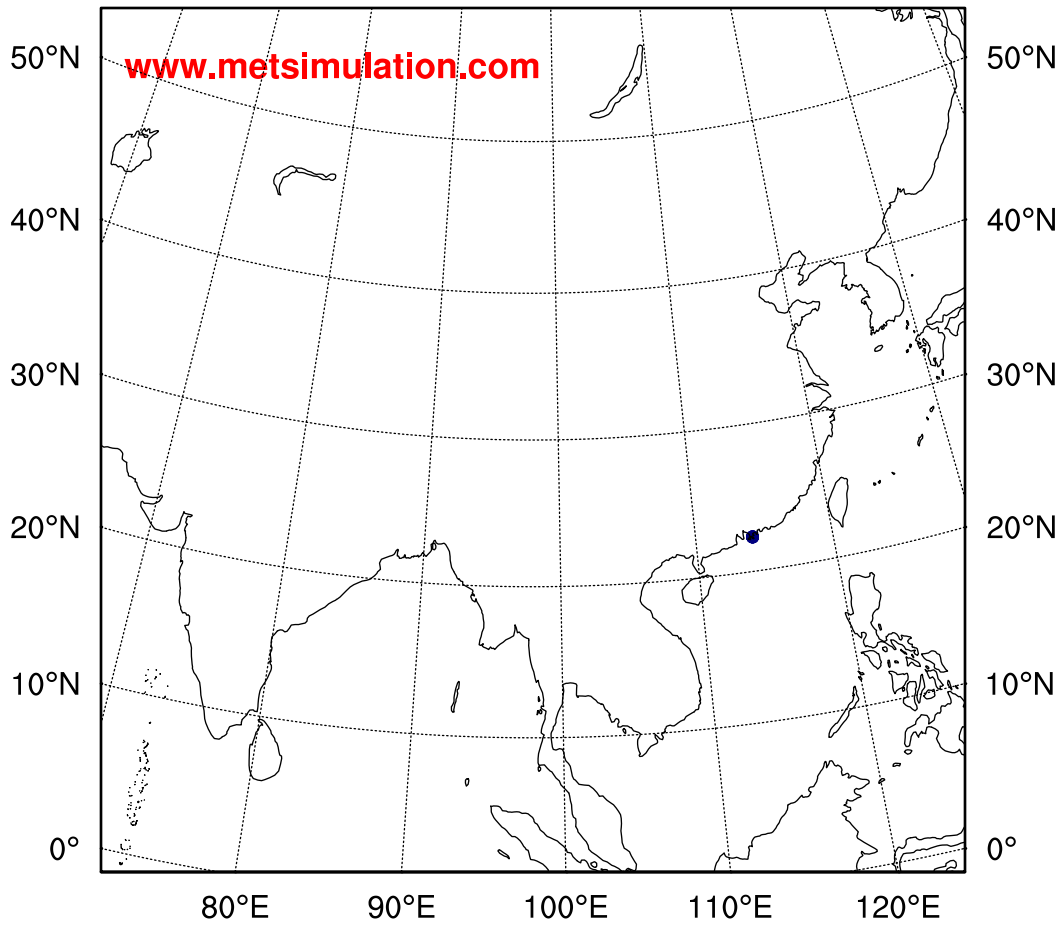


PROFILER 4500 Pa - 0 Pa

2025011106

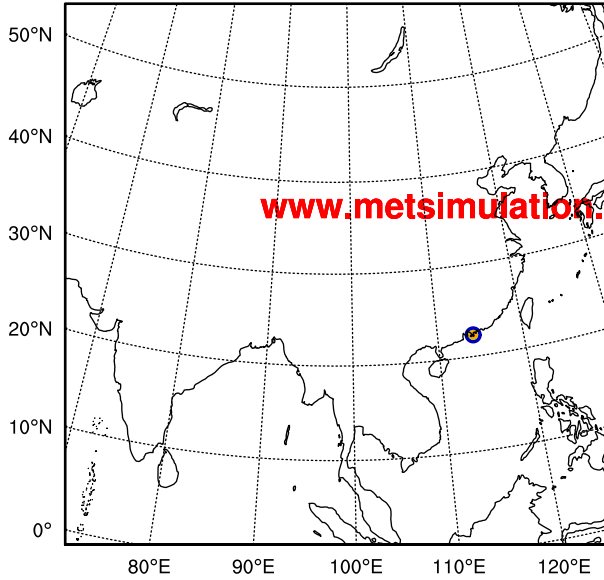
8



# 2025011106 PROFILER 4500 Pa - 0 Pa

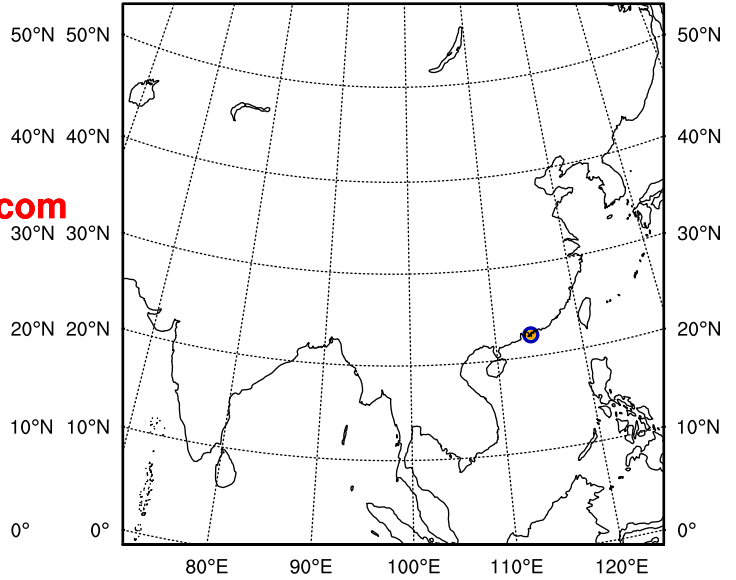
OMB PROFILER U (All: 7)

mean: -1.4649 rms: 2.8555 std: 2.4511



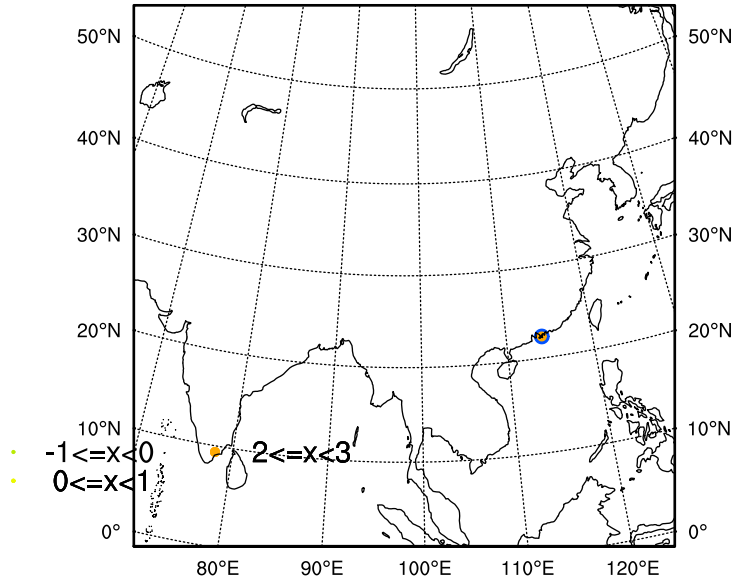
OMB PROFILER U (Used: 7)

mean: -1.4649 rms: 2.8555 std: 2.4511



OMA PROFILER U (Used: 7)

mean: -0.6191 rms: 2.0228 std: 1.9257



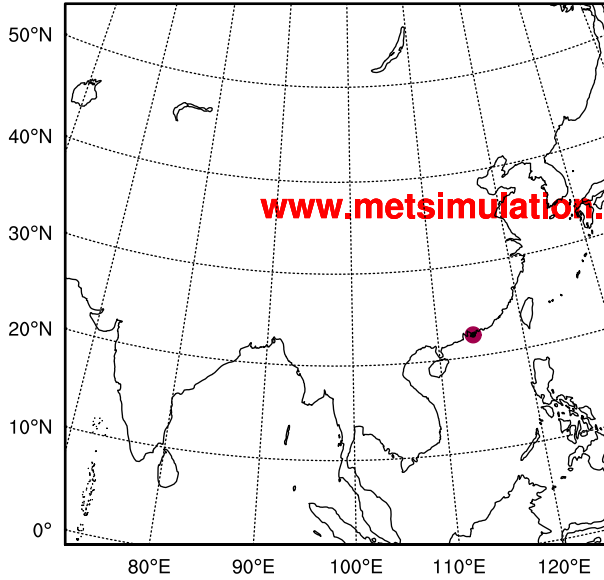
- $-10 \leq x < -5$
- $-5 \leq x < -4$
- $-3 \leq x < -2$
- $-2 \leq x < -1$

- $-1 \leq x < 0$
- $0 \leq x < 1$
- $2 \leq x < 3$

# 2025011106 PROFILER 4500 Pa - 0 Pa

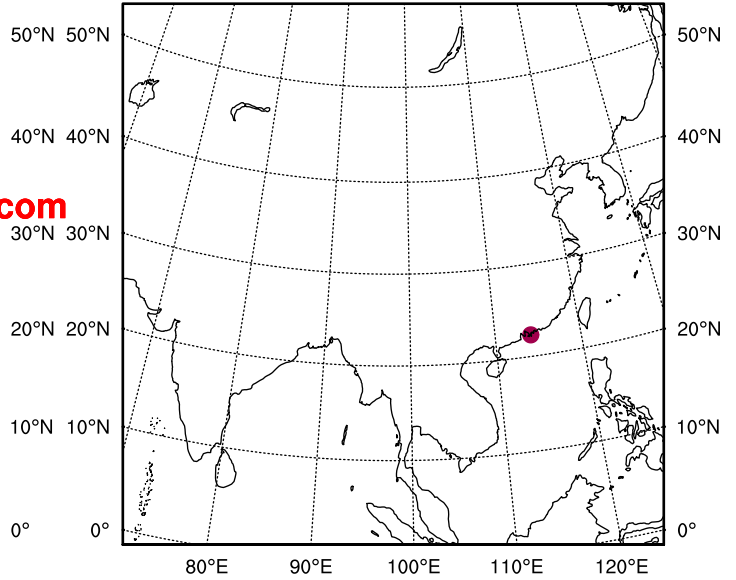
**OMB PROFILER V (All: 7)**

mean: 0.3147 rms: 2.2881 std: 2.2663



**OMB PROFILER V (Used: 6)**

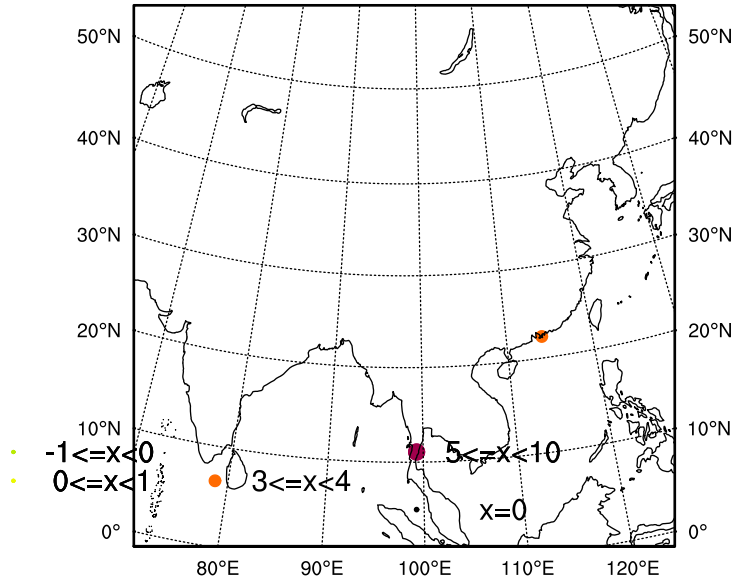
mean: 0.3672 rms: 2.4714 std: 2.4439



[www.metsimulation.com](http://www.metsimulation.com)

**OMA PROFILER V (Used: 6)**

mean: 0.4169 rms: 1.6372 std: 1.5832



•  $-2 \leq x < -1$

•  $-1 \leq x < 0$

•  $0 \leq x < 1$

•  $3 \leq x < 4$

•  $5 \leq x < 10$

•  $x = 0$

# 2025011106 PROFILER 4500 Pa - 0 Pa

