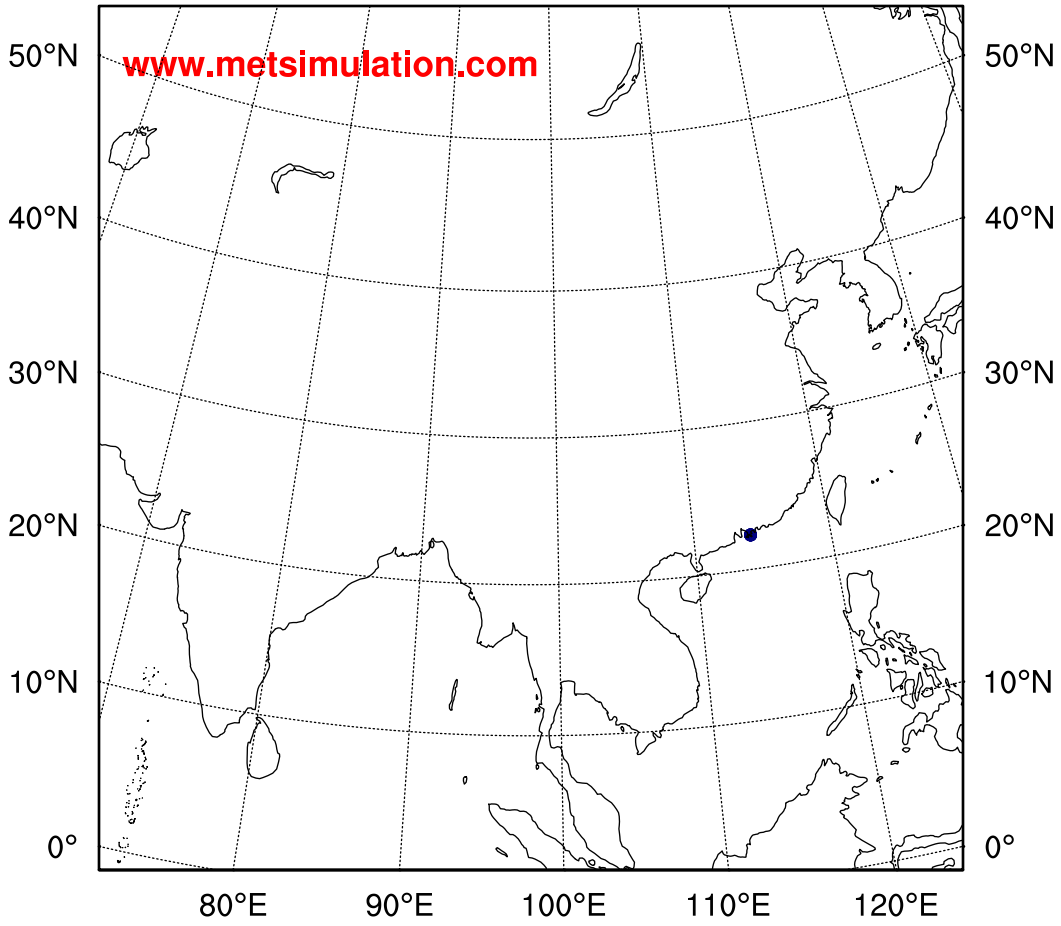


PROFILER 4500 Pa - 0 Pa

2025020306

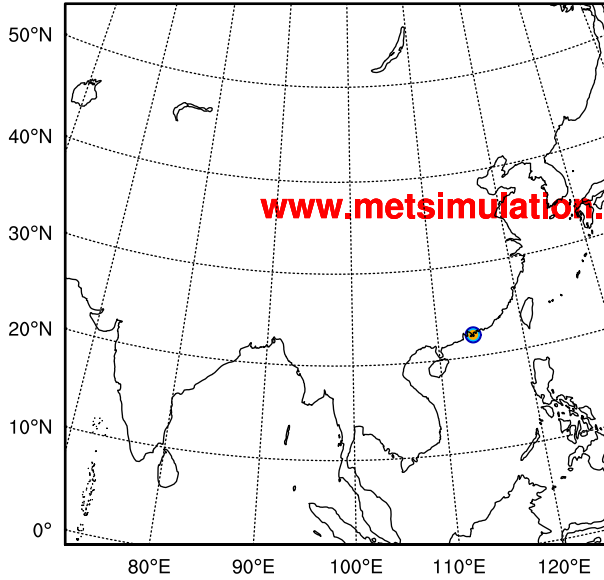
8



2025020306 PROFILER 4500 Pa - 0 Pa

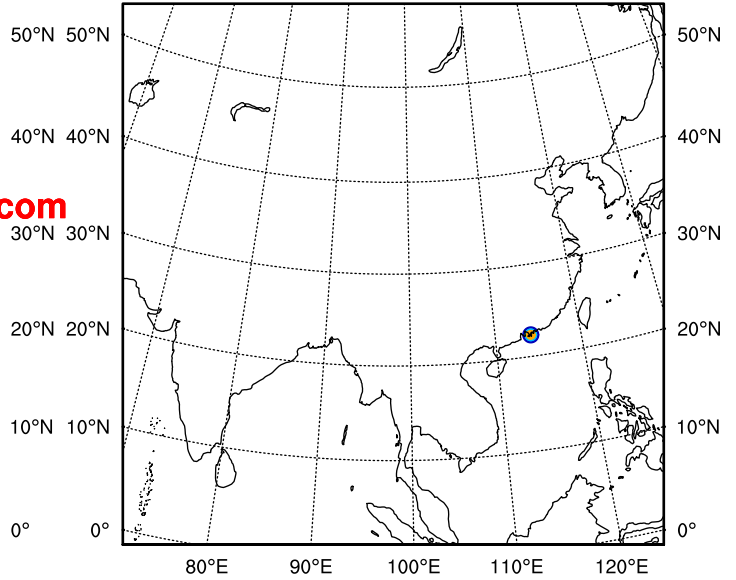
OMB PROFILER U (All: 8)

mean: -1.8210 rms: 3.1529 std: 2.5739



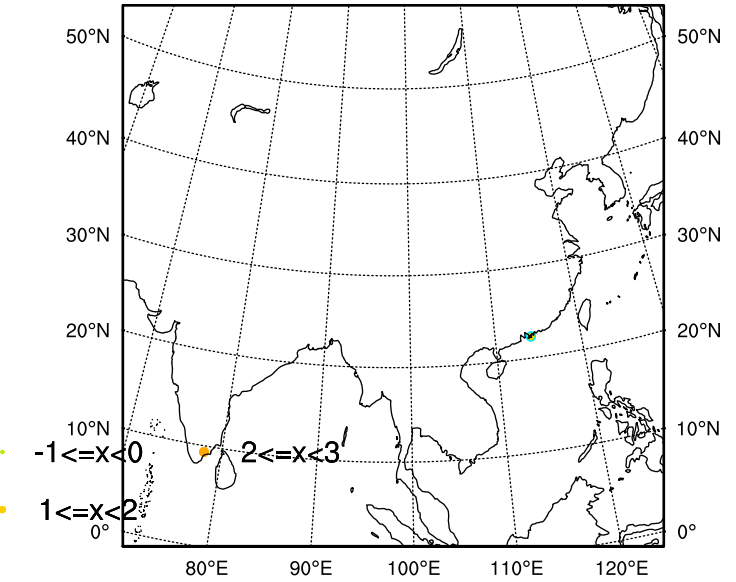
OMB PROFILER U (Used: 8)

mean: -1.8210 rms: 3.1529 std: 2.5739



OMA PROFILER U (Used: 8)

mean: -1.4285 rms: 2.1240 std: 1.5719



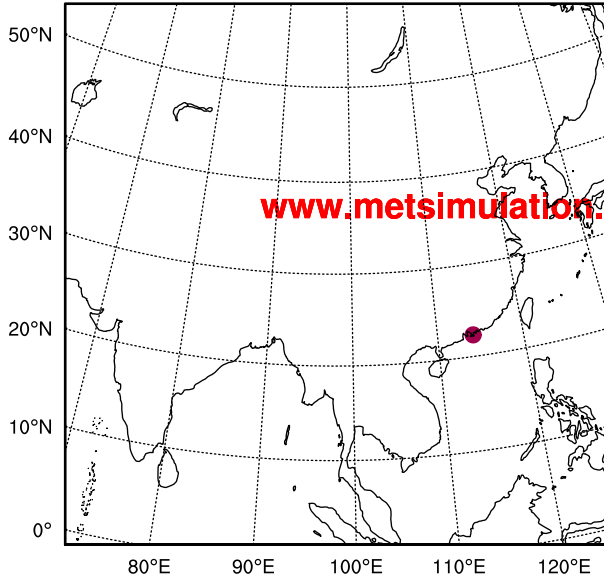
- $-10 \leq x < -5$
- $-4 \leq x < -3$
- $-3 \leq x < -2$
- $-2 \leq x < -1$
- $-1 \leq x < 0$
- $1 \leq x < 2$
- $2 \leq x < 3$

www.metsimulation.com

2025020306 PROFILER 4500 Pa - 0 Pa

OMB PROFILER V (All: 8)

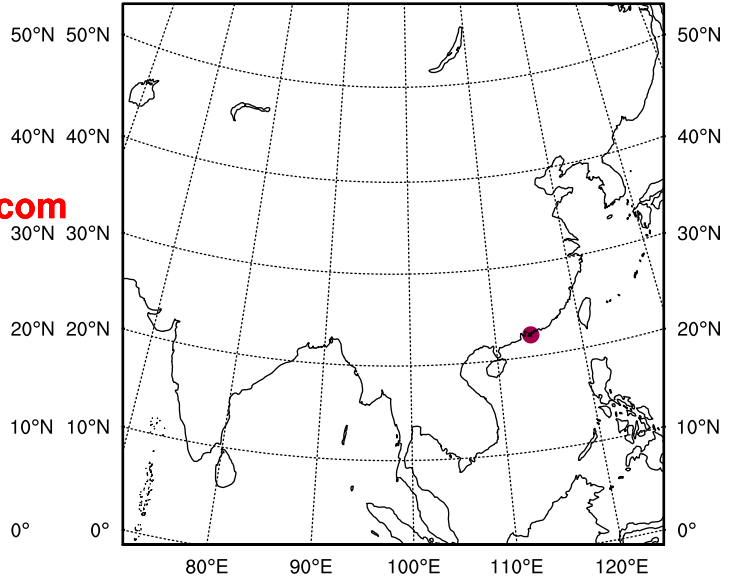
mean: 1.0263 rms: 3.3906 std: 3.2316



www.metsimulation.com

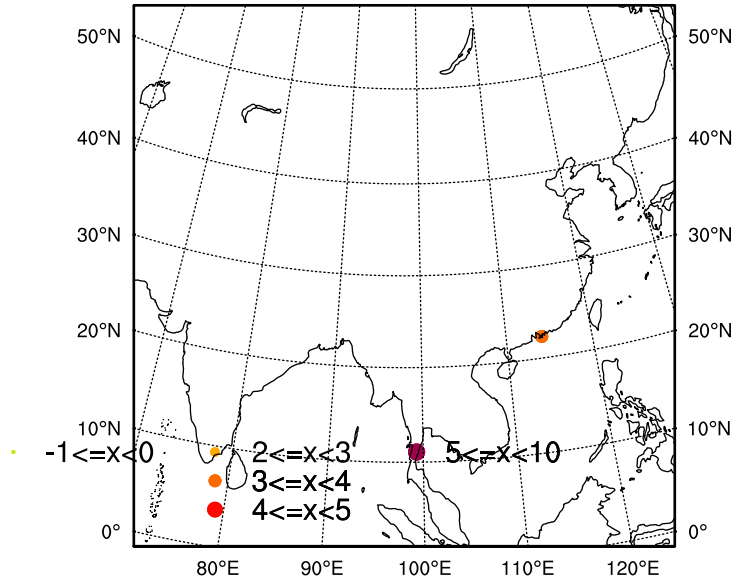
OMB PROFILER V (Used: 8)

mean: 1.0263 rms: 3.3906 std: 3.2316



OMA PROFILER V (Used: 8)

mean: 0.5974 rms: 2.7368 std: 2.6708



- $-4 \leq x < -3$
- $-3 \leq x < -2$
- $-2 \leq x < -1$

- $-1 \leq x < 0$
- $2 \leq x < 3$
- $3 \leq x < 4$
- $4 \leq x < 5$
- $5 \leq x < 10$

2025020306 PROFILER 4500 Pa - 0 Pa

